


How does it work to recharge your vehicle?




1



Place your **mKaart** in front of the loading icon.

2




Select your connector (connector 1 or connector 2) by pressing the button next to the display.

3




Connect the cable into the selected connector.

4




Your car is now connected and charging starts automatically.

5



Charging is in progress, a green indicator light is on.

6



You may stop the process at any time by pressing «end of charge».